

DELCTORA[®]

TransAgro














HBI

TYRES & WHEELS

www.hbi-tyres.com



Available sizes

										
Tyre size	Pattern	PR/LI	TL/TT	Rim	Tread depth	Overall diameter (mm)	Section width (mm)	Static loaded radius (mm)	Max. load capacity (kg) 80km/h	IP (bar)
385/65R22.5	TransAgro	160F	TL	11.75x22.5	12	1081	395	477	4.500	9.0

Load/Speed Index

Max. load capacity (kg) 0km/h	Max. load capacity (kg) 10km/h	Max. load capacity (kg) 25km/h	Max. load capacity (kg) 40km/h	Max. load capacity (kg) 80km/h
11.200	8.100	6.050	5.150	4.500

DEL CORA[®]

TransAgro

High-Speed (80 km/h)

- Excellent road handling
- Low rolling resistance
- Directional stability

Agricultural tread pattern

- Self cleaning
- Excellent traction



HBI

TYRES & WHEELS

Head office

Hollandse Bandenmarkt Internationaal BV

Stevinweg 25 • 4691 SM Tholen • The Netherlands

T +31 (0)166 60 10 40 • F +31 (0)166 60 10 41 • info@hbi-tyres.com



www.hbi-tyres.com