



# GLF02











**HBI**  
**TYRES & WHEELS**

[www.hbi-tyres.com](http://www.hbi-tyres.com)



## Available sizes

 Tyre size	 Pattern	PR/LI	TL/TT	 Rim	 Tread depth	 Overall diameter (mm)	 Section width (mm)	 Static loaded radius (mm)	 Max. load capacity (kg)	IP (bar)
<b>525/65R20.5</b> (20.5R20.5)	GLF02	173F	TL	16.00x20.5	17	1190	525	541	6500	8.0
<b>24R20.5</b>	GLF02	176F	TL	18.00x20.5	17	1360	620	618	7100	6.0



## GLF02

### Features & Benefits

- All steel
- Modern tread pattern
- Low rolling resistance
- Low fuel consumption
- Excellent on and off road traction
- High speed (80 km/h)



### Head office

**Hollandse Bandenmarkt Internationaal BV**

Stevinweg 25 • 4691 SM Tholen • The Netherlands

T +31 (0)166 60 10 40 • F +31 (0)166 60 10 41 • info@hbi-tyres.com



[www.hbi-tyres.com](http://www.hbi-tyres.com)